

GORMAN
The Finest Boards



**QUALITY FIBER.
PREMIUM BOARDS.**

THERE'S GOOD, THEN THERE'S GORMAN.

When selecting materials for your project, we want you to be able to choose from a variety of quality options. Our lumber is always carefully graded to ensure that you're getting the best product for your needs. Every Gorman board:

- Is graded above NLGA and WWPA industry standards.
- Has a furniture finish and eased edges that are smooth and splinter-resistant.
- Is heat-treated and kiln-dried to ensure stability and a flat surface.



QUALITY



TECHNOLOGY



SUSTAINABILITY



THE GORMAN EDGE

Since 1951, our focus has been producing the finest 1" boards on the market. Our commitment to quality, use of innovative technology, and employee dedication is what separates a Gorman board from the rest. Our customers call this The Gorman Edge.




THE GORMAN EDGE IN SELECTION

Every Gorman board is produced using high-quality fiber and carefully graded to allow for smaller and fewer defects. When you choose Gorman, you're selecting a product that stands above industry standards. While we're committed to selecting quality fiber and producing quality boards, we're equally committed to sustainable forest management. That's why we plant over 2.5 million trees each year.



THE GORMAN EDGE IN TECHNOLOGY

From the forest to the finished product, we utilize the latest technology to produce every Gorman board. With over 70 years of experience and advanced drying technology in our kilns, we produce flat boards that are highly stable. Our finishing lines also incorporate geometric grade scanners powered by Deep Learning AI, further enhancing the consistency and quality of each piece of lumber.



S4S BOARDS

**SURFACED ON ALL FOUR SIDES
WITH A SPLINTER RESISTANT MICRO EASED EDGE**

SPECIES	SPF (Engelmann Spruce/Lodgepole Pine) KD/HT	
SIZES	1x2 to 1x12, 6' to 16'	
NOMINAL SIZES	1x2 (3/4" x 1-1/2")	1x8 (3/4" x 7-1/4")
	1x3 (3/4" x 2-1/2")	1x10 (3/4" x 9-1/4")
	1x4 (3/4" x 3-1/2")	1x12 (3/4" x 11-1/4")
	1x6 (3/4" x 5-1/2")	



CLEAR SELECT

Clear Select (C&Btr) – Our highest grade of lumber.
Minimal wane | No stain | Minimal knots



ELITE

Elite (Premium #2) – Our second-highest grade of lumber.
Less stain | Less edge wane | Less face wane



CRAFTSMAN

Craftsman (#3 Com) – Our third-highest grade of lumber.
Less wane | Less split



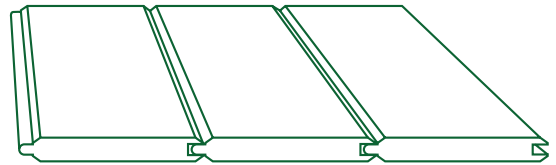
PROFILES

Our T&G pattern profiles are offered in 4", 6", and 8" widths, and in Elite, Craftsman, and Clear Select grades. These pattern profile products are crafted with the same care, commitment to quality, and high standards as our other grades of lumber.

POPULAR PROFILES



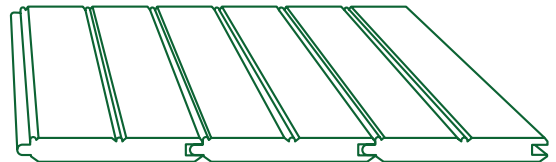
WP4/2FACE



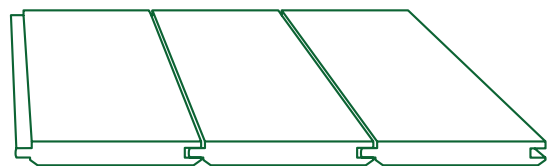
116/WP4



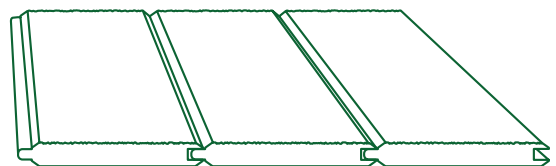
E&CB/WP4



NICKLEGAP/WP4



COMB/WP4



***More profiles available**




ENDMATCHING

By choosing one of our three endmatch profiles, you can add an extra edge of beauty to your pattern. This gives your project a professional finish while helping to eliminate waste by removing the need to meet the stud.



EM PATTERN

Flush finish on both faces.




EM BEVEL

Beveled finish on top face.



EM 2 BEVEL

Beveled finish on both faces.







GORMAN

The Finest Boards

CONTACT



Photographs of finished boards kindly provided by Woodtone.

GORMANBROS.COM

Phone: 1-800-663-5087

2023 V.1